

FEATURES

- Low Forward Voltage
- High Surge Current Capability
- Low Leakage Current
- Low Inductance Package

APPLICATIONS

- Field Supply For DC Motors
- Line Rectifiers For Transistorized AC Motor Controllers
- Non-controllable Rectifiers For AC/DC Converter



Module Type

Module Type	VRRM (Repetitive Peak Reverse Voltage)	VRSM (Non-Repetitive Peak Reverse Voltage)	Unit
MMD60A160U	1600	1700	V

ABSOLUTE MAXIMUM RATINGS

T_c=25°C unless otherwise specified

Symbol	Parameter	Test Conditions	Values	Unit
I _{F(AV)}	Average Forward Current	Single phase, half wave, 180° conduction, T _c = 85°C	60	A
I _{F(RMS)}	R.M.S. Forward Current		90	
I _{FSM}	Non-Repetitive Surge Forward Current	1/2 cycle, 50HZ, peak value T _c =45°C	1600	
		1/2 cycle, 60HZ, peak value T _c =45°C	1750	
I ² t	I ² t (For Fusing)	1/2 cycle, 50HZ, peak value T _c =45°C	12.8	KA ² s
		1/2 cycle, 60HZ, peak value T _c =45°C	12.7	KA ² s
P _D	Power Dissipation		250	W
T _J	Junction Temperature		-40 to +150	°C
T _{STG}	Storage Temperature Range		-40 to +125	°C
V _{ISO}	Isolation Breakdown Voltage	AC, 50Hz(R.M.S), t=1minute	3000	V
Torque	Module-to-Sink	Recommended (M6)	3~5	N.m
Torque	Module Electrodes	Recommended (M5)	2.5~5	N.m
R _{th (J-C)}	Junction-to-Case Thermal Resistance		0.5	K /W
Weight			90	g

MMD60A160U

ELECTRICAL AND THERMAL CHARACTERISTICS $T_C=25^\circ\text{C}$ unless otherwise specified

Symbol	Parameter	Test Conditions	Min.	Typ.	Max.	Unit
I_{RM}	Max.Reverse Leakage Current	$V_R = V_{RRM}$			0.5	mA
		$V_R = V_{RRM}, T_J = 125^\circ\text{C}$			10	mA
V_F	Forward Voltage	$I_F = 60\text{A}$			1.15	V
V_{T0}	For power-loss calculations only				0.95	V
r_T	$T_J = 125^\circ\text{C}$				3.6	m Ω

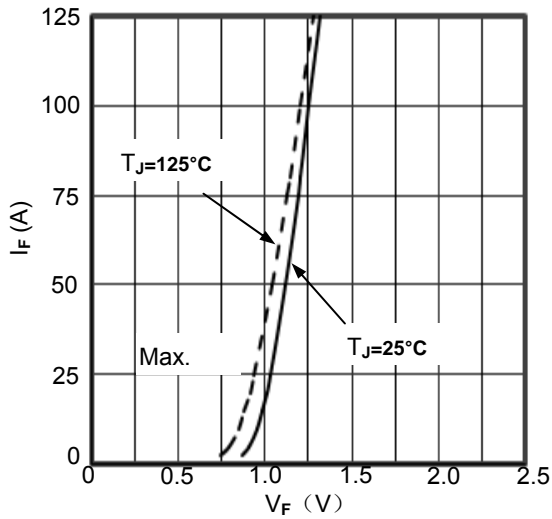


Figure1. Forward current vs.voltage drop

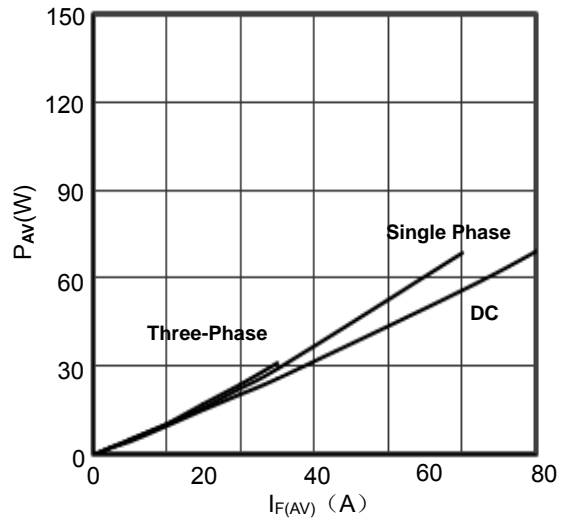


Figure2. Diode Power dissipation vs. $I_{F(AV)}$

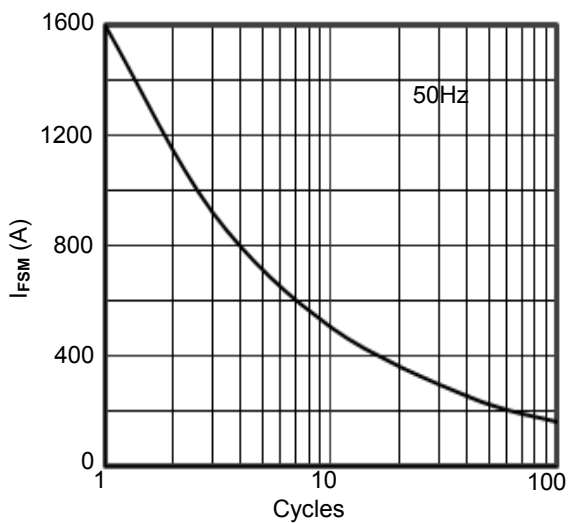


Figure3. Max Non-Repetitive Forward Surge Current

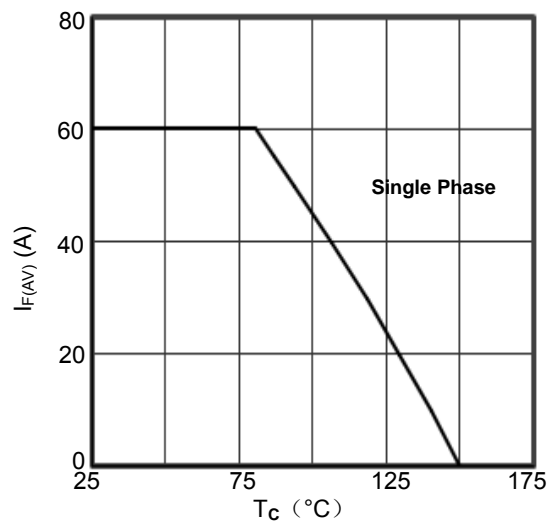


Figure4. Forward current vs. Case temperature

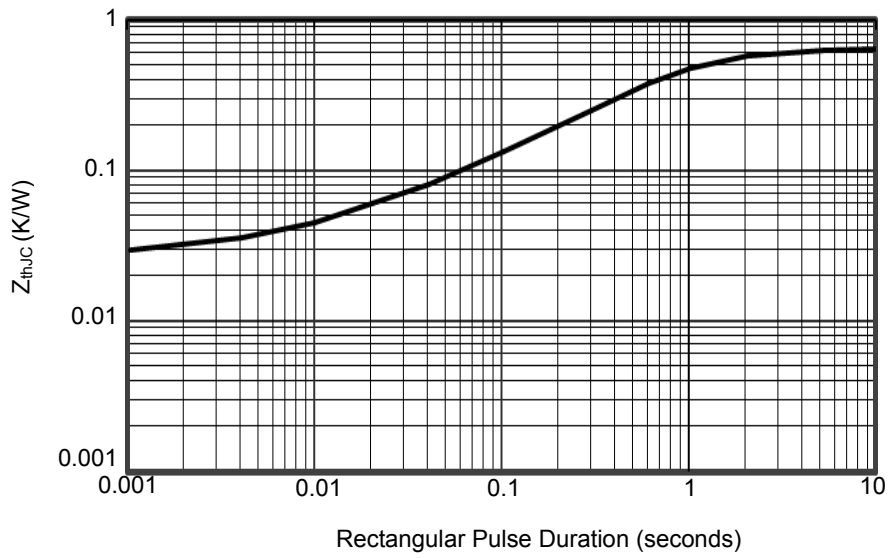
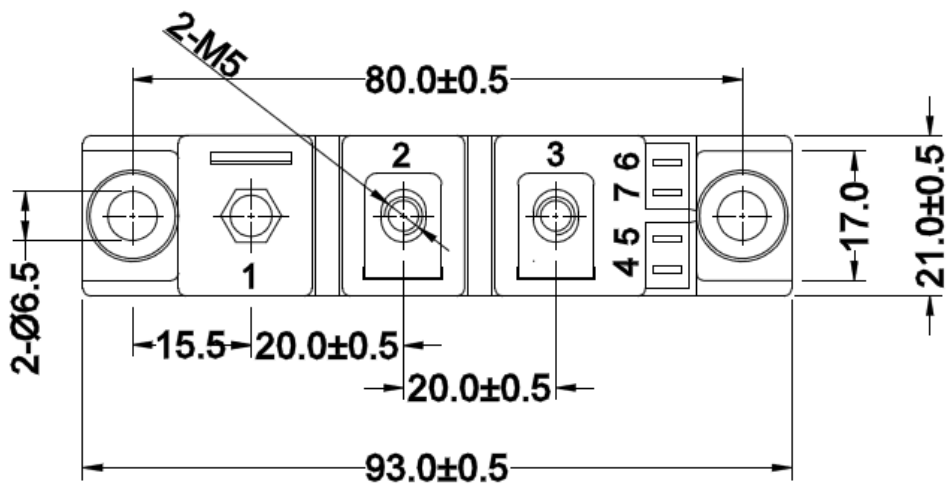
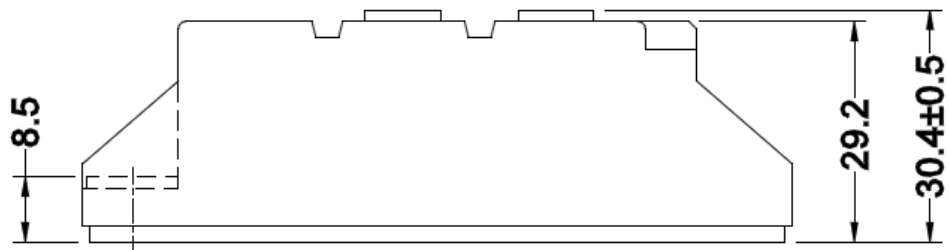


Figure5. Transient Thermal Impedance



Dimensions in Millimeters
Figure6. Package Outline